



North Tyneside Council

Briefing note

To: Rachael Coyne, Manager - School
Organisation and Investment
Jan Hawley, Information Systems Manager

Author: Policy, Performance and
Research Team

Date: 29 June 2016

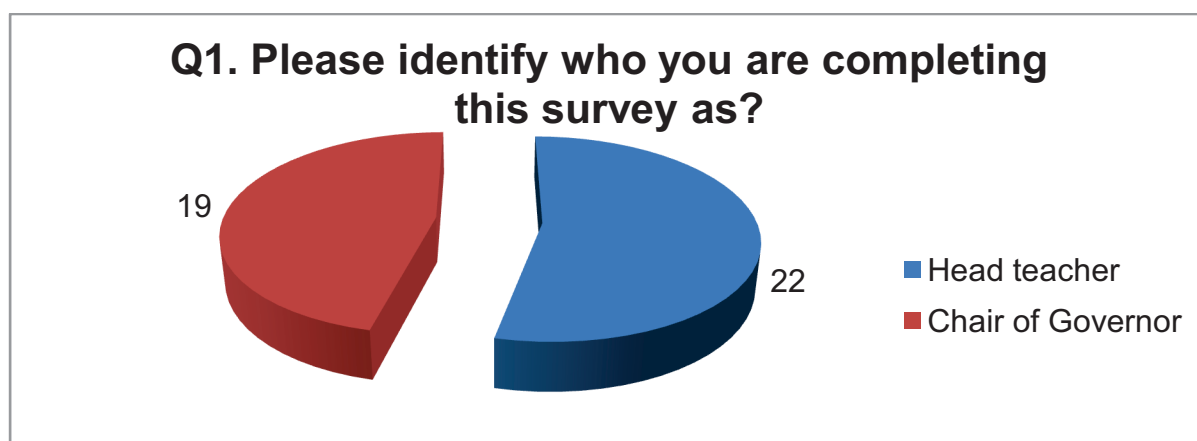
Title of Briefing: School Term and Holiday Dates Consultation Surveys

Introduction

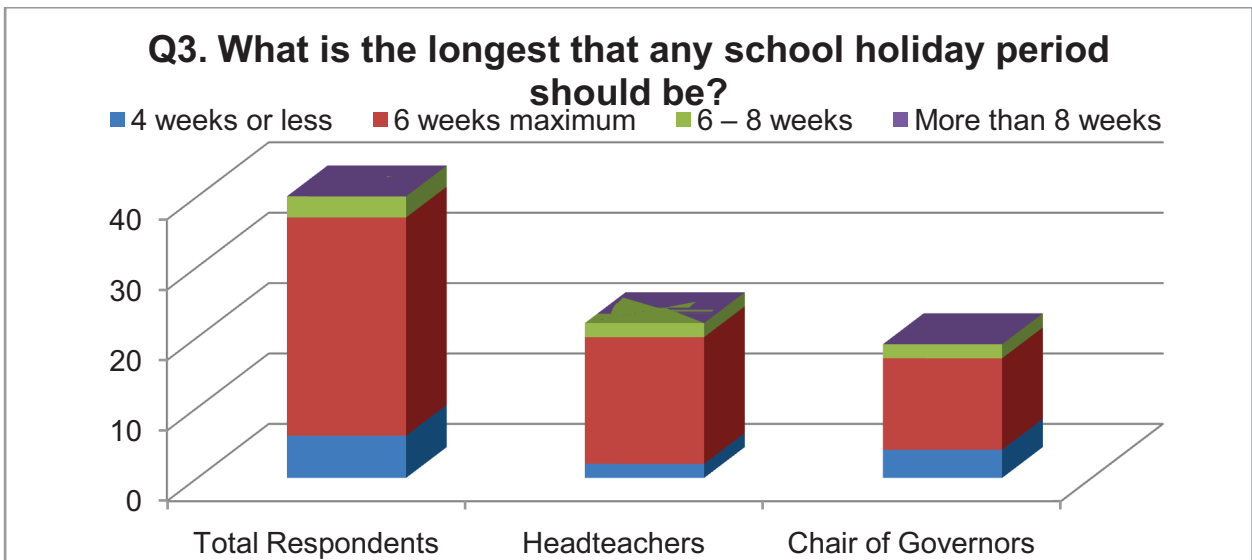
1. During 27th May and 17th June, two consultation surveys were undertaken in relation to school term and holiday dates. Both were conducted as electronic surveys, the first was carried out with Headteachers and Chair of Governors and the second was a public survey aimed at parents, school governors, residents, people working in the education sector and anyone else who wished to respond. Headteachers and Chair of Governors were directly emailed a link to the survey, whereas the public survey open to Residents, Parents, School Governors and people working in the Education Sector was hosted on the council's website. The purpose of the surveys was to gather views to help shape the future structure of term and holiday dates in North Tyneside schools.
2. Both surveys asked what was the longest a school period should be, what the longest term-time period should be without a break and what factors should be taken into account when setting term times and holiday dates.

Headteacher and Chair of Governor Survey Results

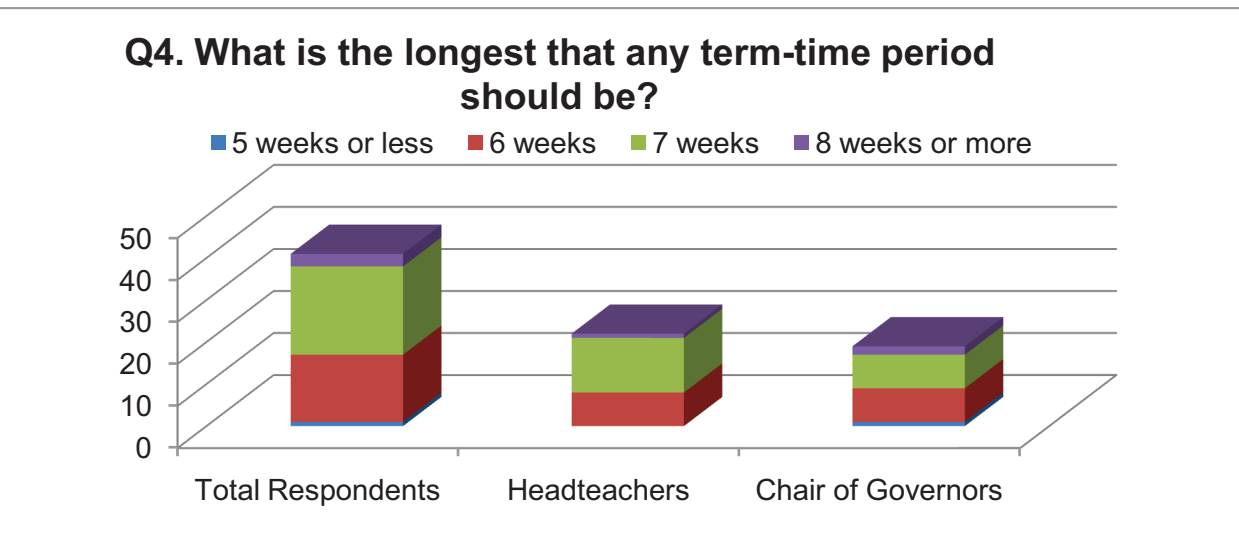
3. There was a total of 41 individual respondents from Headteachers and Chair of Governors from 37 schools. It was a split of 53.7% Headteachers and 46.3% Chair of Governors. The vast majority of respondents were from Primary and First Schools.



| Q2. Please indicate which school you represent? | | |
|--|---|-------|
| Amberley Primary School, but the views expressed herein are my own and do not represent the views of the Governing Body. | 1 | 2.44% |
| Balliol Primary | 1 | 2.44% |
| Battle Hill Primary school | 1 | 2.44% |
| Burradon Community Primary School | 1 | 2.44% |
| Christ Church C of E Primary | 2 | 4.88% |
| Churchill Community College | 1 | 2.44% |
| Churchill Community College/ Norham High School | 1 | 2.44% |
| Cullercoats Primary | 1 | 2.44% |
| Denbigh Primary | 1 | 2.44% |
| Forest Hall Primary | 1 | 2.44% |
| George Stephenson High School | 1 | 2.44% |
| Greenfields Community Primary School/ Seaton Burn Community College | 1 | 2.44% |
| Hazlewood Community Primary School | 2 | 4.88% |
| Ivy Road Primary | 2 | 4.88% |
| Marden Bridge Middle | 1 | 2.44% |
| Marine Park First | 1 | 2.44% |
| Percy Main Primary School | 1 | 2.44% |
| Primary | 1 | 2.44% |
| Redesdale Primary School | 1 | 2.44% |
| Riverside Primary school | 1 | 2.44% |
| Seaton Burn College | 1 | 2.44% |
| South Wellfield First School | 1 | 2.44% |
| Shiremoor Primary | 2 | 4.88% |
| Silverdale | 1 | 2.44% |
| Southridge First School | 2 | 4.88% |
| Spring Gardens Primary | 2 | 4.88% |
| St Joseph's RC Primary | 1 | 2.44% |
| St. Bernadette's RC Primary | 1 | 2.44% |
| St. Columba's RC Primary Wallsend | 1 | 2.44% |
| St. Mary's RC Primary | 1 | 2.44% |
| Wallsend St Peter's Church of England Primary School | 1 | 2.44% |
| Waterville Primary | 1 | 2.44% |
| Wellfield Middle School | 1 | 2.44% |
| Western Community Primary | 1 | 2.44% |
| Whitehouse Primary | 1 | 2.44% |

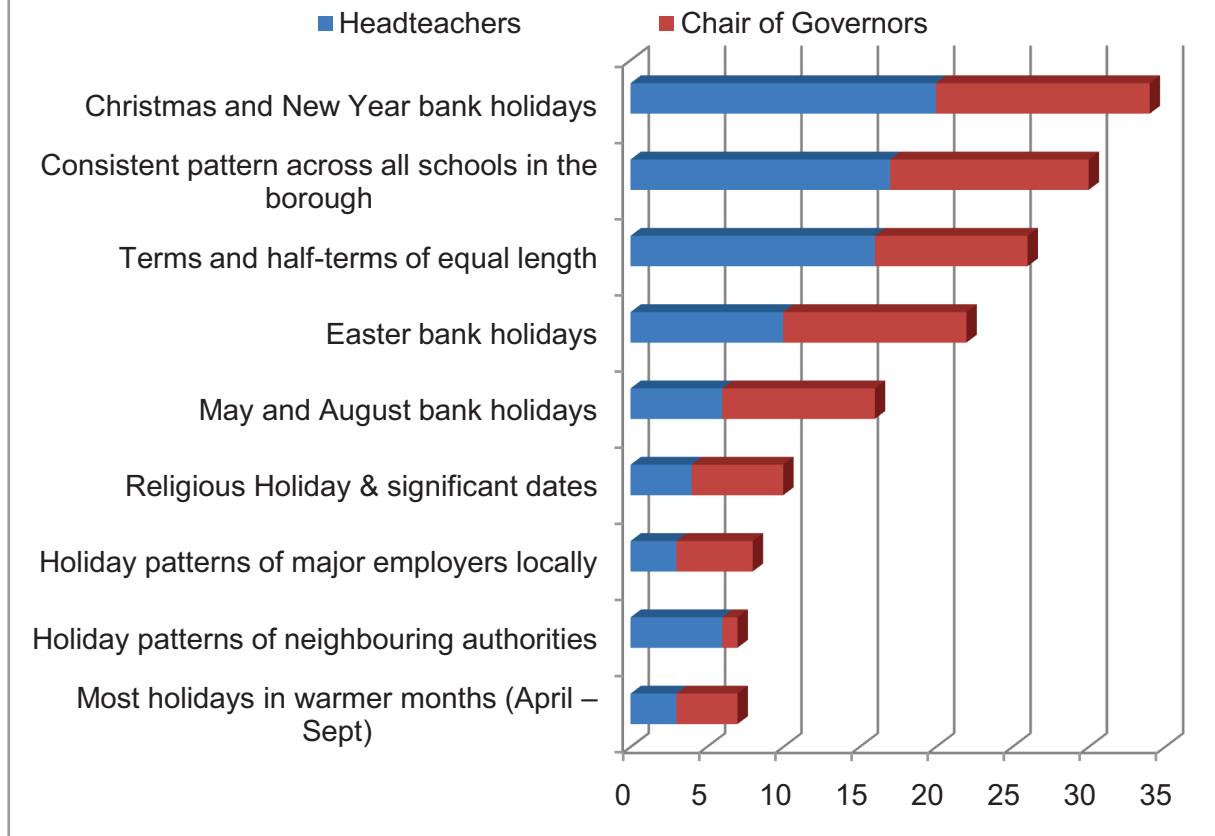


4. The majority of respondents (31/75.6%) stated that there should be a maximum of 6 weeks in any school holiday period; 18 Headteachers and 13 Chair of Governors agreed. The second highest proportion (6 respondents/14.6%) stated 4 weeks or less and the third highest proportion (4 respondents/9.8%) stated 6 to 8 weeks, with no respondents for more than 8 weeks to any school holiday period.



5. The majority of respondents (21/51.2%) stated that 7 weeks should be the longest term time period, by 13 Headteachers and 8 Chair of Governors. 16 (39%) stated that 6 weeks should be the longest term time period, by 8 Headteachers and 8 Chair of Governors. There were 3 (7.3%) respondents for 8 weeks or more and only 1 (2.4%) for 5 weeks or less.

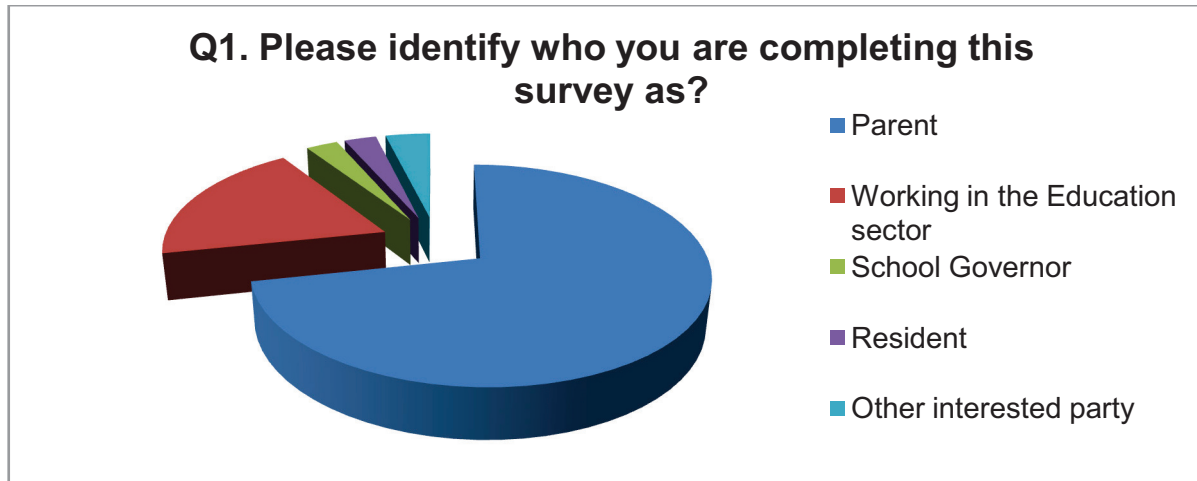
Q5. What factors should be taken into consideration in setting the pattern of term and holiday dates?



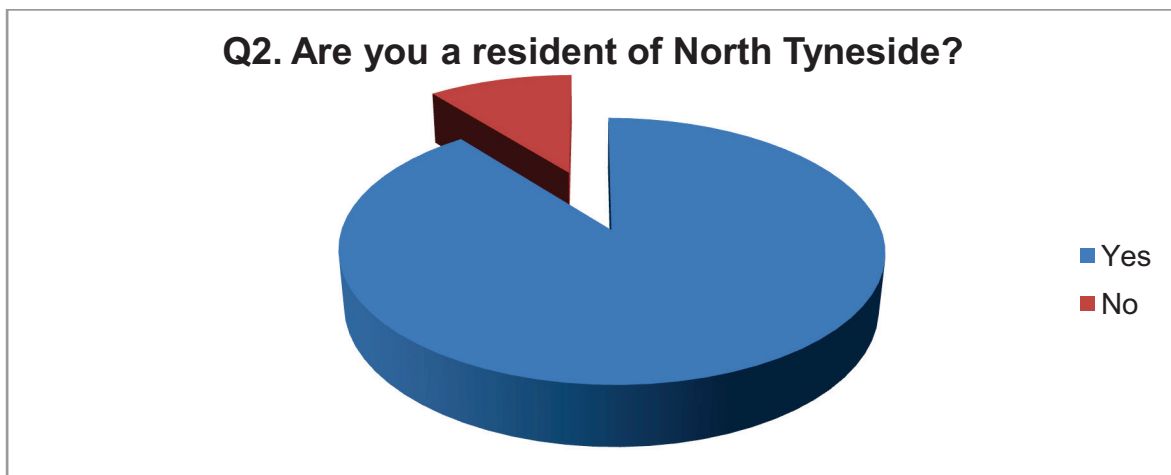
6. The highest proportion (34 respondents/82.9%) stated that Christmas and New Year Bank Holidays should be taken into consideration in setting the pattern of term and holiday dates. The 2nd highest proportion (30 respondents/73.2%) stated that there should be consistent pattern across all schools in the borough and the 3rd highest proportion (26 respondents/63.4%) stated that terms and half term should be of equal length.
7. Although Chair of Governors and Headteachers had different factors as their 3rd highest proportion of responses. Chair of Governors (12 respondents/63.16%) stated that Easter bank holidays should be taken into consideration, whereas Headteachers (16 respondents/72.73%) stated that it was to have terms and half terms of equal length.

Public Survey Results

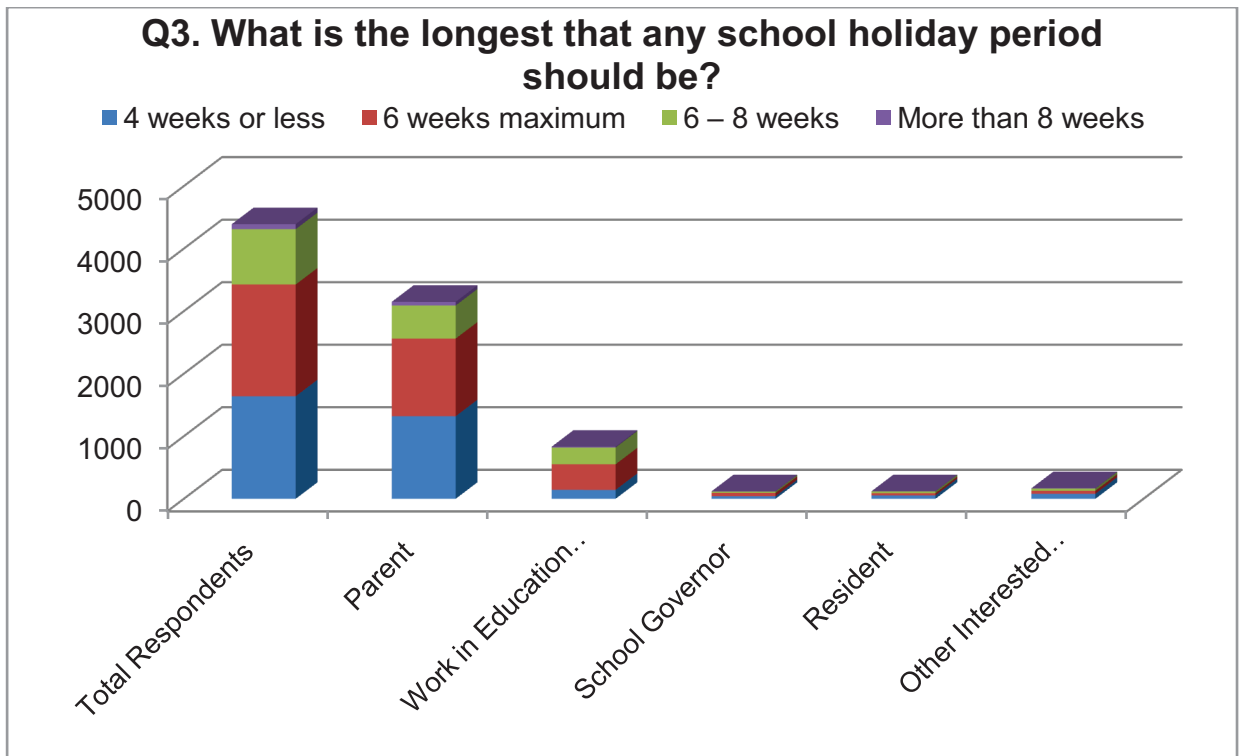
8. 4,392 respondents to the survey placed on the council's website for residents, parents, school governors and people working in the education sector.



9. The majority of respondents were parents (3149/71.7%), the 2nd highest proportion of respondents were working in the education sector (833/19%), there were 169 (3.8%) Interested Parties, 121 (2.8%) Residents and 120 (2.8%) School Governors.

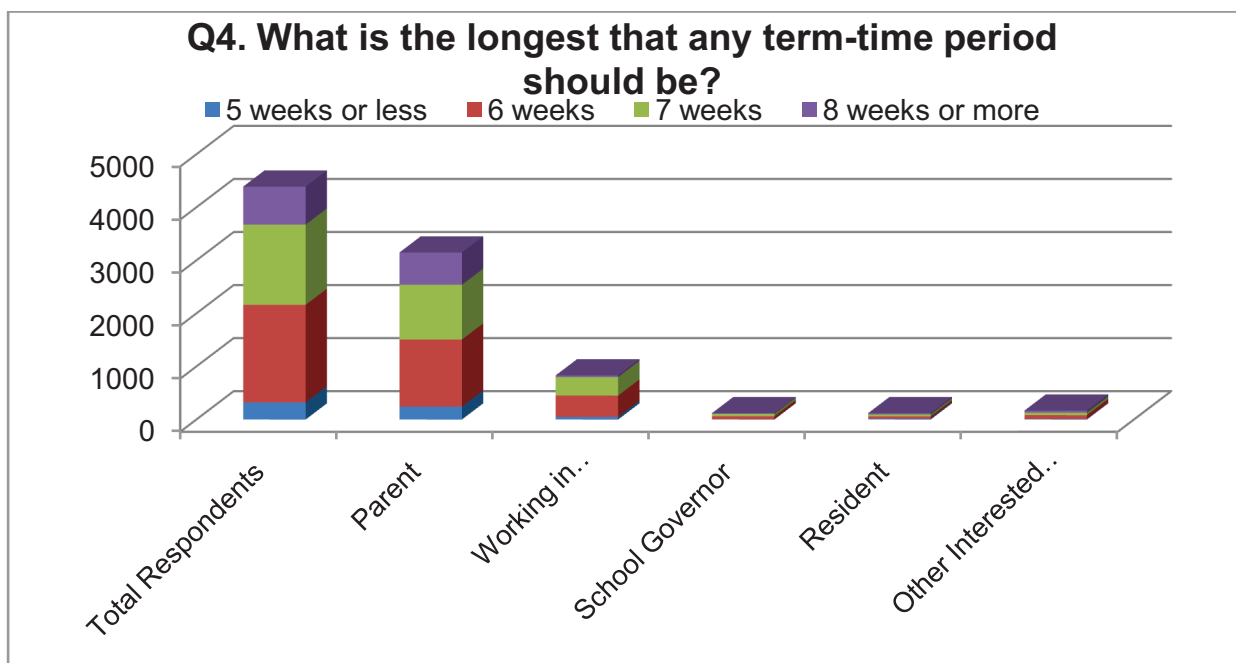


10. The vast majority of respondents (3927/89.4%) were residents of North Tyneside, compared to 465 (10.6%) non-residents. The majority of non-residents were working in the education sector (279). There were 106 parents who weren't North Tyneside residents and 58 other interested parties.

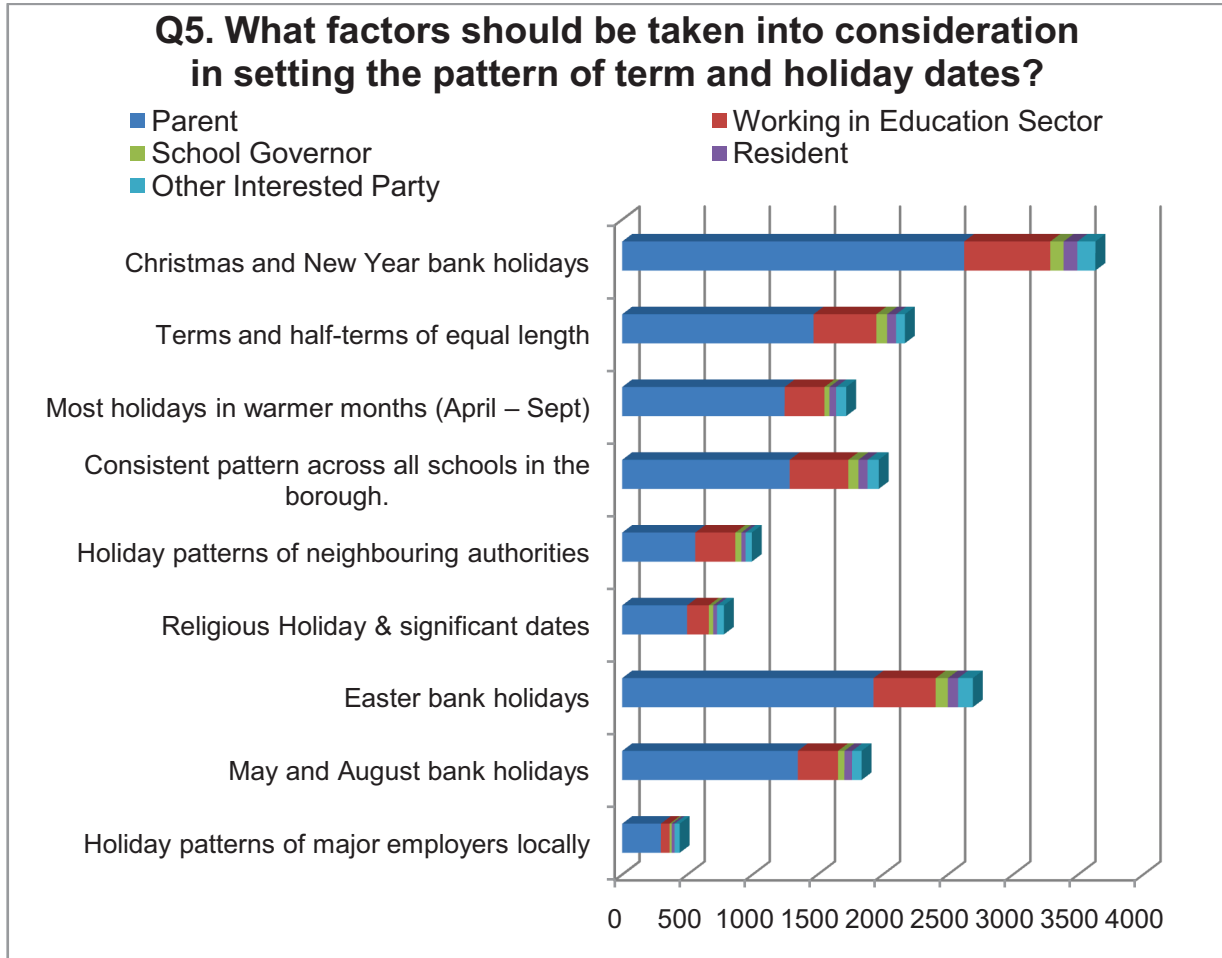


11. A slim majority of respondents (1787/40.7%) stated that the longest school holiday period should be is 6 weeks maximum, followed by 1640 (37.3%) stating that the longest the school holiday period should be as 4 weeks or less. 6 to 8 weeks had 885 (20.2%) respondents and the lowest 80 (1.8%) for school holidays more than 8 weeks.

12. There was a variance between the parents and those working the education sector. The highest proportion of parents (1320) stated the longest school holidays should be is 4 weeks or less whereas and the second highest proportion of parents stated holidays should be 6 weeks maximum. Whereas the highest proportion of those working in the education sector (409) stated holidays should be 6 weeks maximum and the second highest proportion (268) stated holiday should be 6 to 8 weeks.



13. The majority of respondents (1838/41.9%) stated that 6 weeks should be the longest term time period, followed by 7 weeks by 1514 respondents (34.5%). All of the types of respondents had the same 1st and 2nd choice. There were 716 (16.3%) for 8 weeks or more and 324 (7.4%) for 5 weeks or less.



14. The vast majority of respondents stated that Christmas and New Year bank holidays was the most important factor when setting the pattern of term and holiday dates, 3,633 respondents (82.7%). The 2nd highest proportion of respondents (2,692/61.3%) stated that Easter Bank Holidays was the most important factor and the 3rd highest proportion stated (2,170/49.4%) Terms and Half-Terms of Equal Length was the most important factor. All of the different types of respondents agreed that Christmas and New Year Bank Holidays was the most important factor when setting term and holiday dates and all types except for those working the education sector agreed Easter Bank Holidays was the most important, they considered terms and half terms of equal length as the second most important factor.

School term and holiday dates – Full Respondents by Head Teachers/Chair of Governors

| 1. Please identify if you are completing this survey as: | | |
|--|--------------|-------------------|
| Head teacher | 22 | 53.7% |
| Chair of Governor | 19 | 46.3% |
| 2. Please indicate which school you represent? | | |
| | Head teacher | Chair of Governor |
| Amberley Primary School, but the views expressed herein are my own and do not represent the views of the Governing Body. | | 1 |
| Balliol Primary | | 1 |
| Battle Hill Primary school | | 1 |
| Burradon Community Primary School | 1 | |
| Christ Church C of E Primary | 1 | 1 |
| Churchill Community College | | 1 |
| Churchill Community College/Norham High School | 1 | |
| Cullercoats Primary | | 1 |
| Denbigh Primary | | 1 |
| Forest Hall Primary | 1 | |
| George Stephenson High School | 1 | |
| Greenfields Community Primary School/Seaton Burn Community College | 1 | |
| Hazlewood Community Primary School | 1 | 1 |
| Ivy Road Primary | | 2 |
| Marden Bridge Middle | | 1 |
| Marine Park First | 1 | |
| Percy Main Primary School | 1 | |
| Primary | 1 | |
| Redesdale Primary School | | 1 |
| Riverside Primary school | | 1 |
| Seaton Burn College | 1 | |
| South Wellfield First School | 1 | |
| Shiremoor Primary | 1 | 1 |
| Silverdale | | 1 |
| Southridge First School | 1 | 1 |
| Spring Gardens Primary | 1 | 1 |
| St Joseph's RC Primary | 1 | |
| St. Bernadette's RC Primary | 1 | |
| St. Columba's RC Primary Wallsend | 1 | |
| St. Mary's RC Primary | 1 | |
| Wallsend St Peter's Church of England Primary School | | 1 |
| Waterville Primary | 1 | |

| | | |
|---------------------------|---|---|
| Wellfield Middle School | 1 | |
| Western Community Primary | 1 | |
| Whitehouse Primary | | 1 |

3. What is the longest that any school holiday period should be?

| | Head teacher | Chair of Governor |
|-------------------|--------------|-------------------|
| 4 weeks or less | 2 | 4 |
| 6 weeks maximum | 18 | 13 |
| 6 – 8 weeks | 2 | 2 |
| More than 8 weeks | 0 | 0 |

4. What is the longest that any of term-time period should be (i.e. the number of weeks children should attend school without a break)?

| | Head teacher | Chair of Governor |
|-----------------|--------------|-------------------|
| 5 weeks or less | 0 | 1 |
| 6 weeks | 8 | 8 |
| 7 weeks | 13 | 8 |
| 8 weeks or more | 1 | 2 |

5. What factors should be taken into consideration in setting the pattern of term and holiday dates?

| | Head teacher | Chair of Governor |
|--|--------------|-------------------|
| Christmas and New Year bank holidays | 20 | 14 |
| Easter bank holidays | 10 | 12 |
| May and August bank holidays | 6 | 10 |
| Religious Holiday & significant dates | 4 | 6 |
| Most holidays in warmer months (April – Sept) | 3 | 4 |
| Terms and half-terms of equal length | 16 | 10 |
| Holiday patterns of neighbouring authorities | 6 | 1 |
| Holiday patterns of major employers locally | 3 | 5 |
| Consistent pattern across all schools in the borough | 17 | 13 |

School term and holiday dates – Full Respondents by Residents/Parents

| 1. Please identify if you are completing this survey as: | | | | | |
|---|--------|------------------------------|-----------------|----------|------------------------|
| Parent | | 3149 | | 71.7% | |
| Working in the Education sector | | 833 | | 19% | |
| School Governor | | 120 | | 2.7% | |
| Resident | | 121 | | 2.8% | |
| Other interested party | | 169 | | 3.8% | |
| 2. Are you a resident of North Tyneside? | | | | | |
| Yes | | 3927 | | 89.4% | |
| No | | 465 | | 10.6% | |
| 3. What is the longest that any school holiday period should be? | | | | | |
| | Parent | Work in the Education Sector | School Governor | Resident | Other interested party |
| 4 weeks or less | 1320 | 143 | 42 | 55 | 80 |
| 6 weeks maximum | 1242 | 409 | 53 | 35 | 48 |
| 6 – 8 weeks | 529 | 268 | 22 | 29 | 37 |
| More than 8 weeks | 58 | 13 | 3 | 2 | 4 |
| 4. What is the longest that any of term-time period should be (i.e. the number of weeks children should attend school without a break)? (Please mark one option) | | | | | |
| | Parent | Work in the Education Sector | School Governor | Resident | Other interested party |
| 5 weeks or less | 243 | 50 | 4 | 17 | 10 |
| 6 weeks | 1265 | 402 | 57 | 42 | 72 |
| 7 weeks | 1033 | 351 | 46 | 36 | 48 |
| 8 weeks or more | 608 | 30 | 13 | 26 | 39 |
| 5. What factors should be taken into consideration in setting the pattern of term and holiday dates? (please mark all that you feel should apply) | | | | | |
| | Parent | Work in the Education Sector | School Governor | Resident | Other interested party |
| Christmas and New Year bank holidays | 2626 | 661 | 102 | 106 | 138 |
| Consistent pattern across all schools in the borough | 1286 | 450 | 78 | 70 | 86 |
| Easter bank holidays | 1929 | 478 | 93 | 79 | 113 |

| | | | | | |
|---|------|-----|----|----|----|
| Holiday patterns of major employers locally | 297 | 67 | 16 | 22 | 40 |
| Holiday patterns of neighbouring authorities | 561 | 308 | 46 | 32 | 48 |
| May and August bank holidays | 1348 | 309 | 49 | 59 | 73 |
| Most holidays in warmer months (April – Sept) | 1247 | 306 | 38 | 52 | 77 |
| Religious Holiday & significant dates | 498 | 167 | 34 | 29 | 53 |
| Terms and half-terms of equal length | 1469 | 482 | 83 | 69 | 67 |